



Welcome to Google Meet



1. We'll begin at 8:00
2. Please enter your name in the chat and rate your (Technical) Google Meet Knowledge from 4-1: I can teach it (4), Proficient (3), Somewhat proficient (2), Need to learn (1).
3. We will take attendance/survey at the end.
4. We will record the session for internal use.



Google Meet

Support for Digital Pedagogy

Presenter:

Chat Moderator:

In-Meeting Controls




The image shows a meeting interface with several callouts pointing to different controls:

- View meeting participants:** Points to the 'PEOPLE (3)' header in the sidebar.
- Chat with meeting participants:** Points to the 'CHAT' header in the sidebar.
- Share meeting details with guests:** Points to the 'Team meeting ^' dropdown in the bottom toolbar.
- Turn microphone on or off:** Points to the microphone icon in the bottom toolbar.
- Leave meeting:** Points to the red phone icon in the bottom toolbar.
- Turn camera on or off:** Points to the camera icon in the bottom toolbar.
- Turn on captions:** Points to the 'CC' icon in the bottom toolbar.
- Present now:** Points to the 'Present now' button in the bottom toolbar.
- See additional settings, such as recording the meeting or changing your video resolution:** Points to the three-dot menu icon in the bottom toolbar.
- Share your screen or give presentations:** Points to the screen sharing icon in the bottom toolbar.

Basic Norms for Today's Webinar using Meets

- Mute your microphone
- Turn off video (lagging)
- **Optional:** turn on captioning
- Post questions about the content that is being presented in the chat
- Ignore the **Present now** button
- Complete the survey to receive credit for attending



Shifting to Digital Pedagogy

Context:

- Over 2900 attendees in over 60 webinars!
 - Live webinars archived and available through [myPD](#), also posted on the [Teacher Communication website](#).
 - Transition from **digital tools support** to **digital pedagogy support**.
-

Technical skills taught during Webinar

- How to create, start and manage a live Meet
- How to record a Meet
- How to share the screen (demonstrate a window or your entire screen)
- How to use the Chat feature for collaboration, questions and checking for understanding



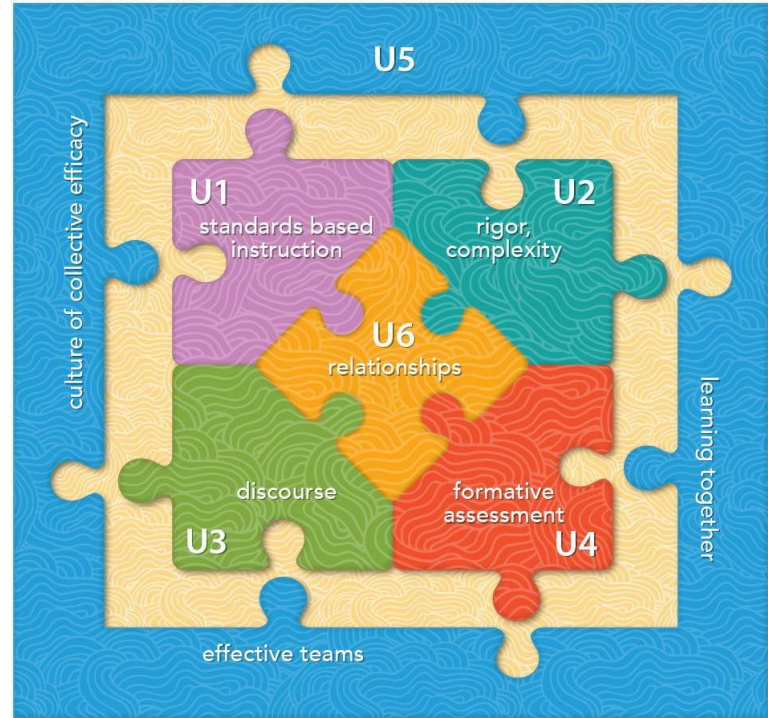
Shifting to Digital Pedagogy

Purpose:

- We are building our own common language and practices to support content area teachers in digital pedagogies:
 - Identify key instructional moves
 - Use G Suite to support those instructional moves
 - Discuss innovative ways to help build our system's capacity
-

Common Pedagogy

- Introduce Concepts
- Relevant/Complex Tasks and Making Meaning
- Collaboration, Connections, and Conversations
- Checking for Understanding
- Feedback
- Closure



Why Google Meet

- All LBUSD students and staff have access
- Protected through the LBUSD domain
- Can be used Synchronously and Asynchronously in a variety of ways.





Setting the tone

Synchronously

- Greetings
- Norms/Rules
- Attendance
- Procedures to consider



How are you feeling today?



Introducing a Concept

Synchronously

- Teacher presents a concept or lesson during a live Meet
- Share Screen to go over the content
- Explain task or assignment posted in a Google Classroom
- Introduce an idea using any other tool (Slides, Jamboard, Docs, etc...)



Introducing a Concept

Asynchronously

- Record introduction of concept
- Record an announcement or lesson
- Share link to recording using Google Classroom (all students can access)



Questions so far?

Shifting towards Digital Pedagogy



Check for Understanding



- Using the Chat feature to allow students to ask initial questions
- Whole group/Small group discussions
- Provide pauses throughout the Meet to allow students to ask questions and clarify ideas.

Collaboration, Connections, and Conversations

Synchronously



- Best opportunity to connect and talk with others given current circumstances
 - Virtual Collaboration with classmates/peers
 - Sharing screen to share initial ideas
 - Talking through a project or collaborative assignment
 - Small group guided collaboration
-
-

Collaboration, Connections, and Conversations

Asynchronously

- Teacher shares recorded weekly announcement
- Recorded Read aloud of special book to spark digital conversations



Checking for Understanding

Synchronously

- Quick individual, small group or whole class meeting to check for understanding
- Use chat feature for students to ask clarifying questions and build in specific times during the Meet to address questions and check for understanding



Providing Feedback

Synchronously

- Check-in Meeting to provide feedback on a task/assignment/project to individuals, groups or entire class
- A student or group of students can present, and the teacher can pose a question in a chat to those who are listening in to provide peer feedback: “Two Stars and a Wish” Peer feedback on a presentation
- Share progress with individual students/families during a live Meet (Parent/Teacher Conference)



Innovative ideas? How are teachers using Google Meet?

Top



Thank You!

Google Meet

Support for Digital Pedagogy



Please complete the form (posted in the chat)

bit.ly/LBUSD123

Questions

Shifting towards Digital Pedagogy



Additional Resources for Google Meet

- [Getting Started](#)
- [Deeper Dive](#)
- [Additional Materials](#)
- [Using Google Meet Video](#)
- [Course #9306](#)
- [Student Google Meet Quick Guide](#)
- [Creating a Google Meet Nickname](#)
- [G Suite Updates](#)



Additional Resources

○ Teacher Communication & Updates Website

The screenshot shows the homepage of the Long Beach Unified School District's Teacher Communication & Updates website. The header includes the district logo, the hashtag #proudtobeLBUSD, and navigation links for three issues: Mar 25, 2020 (V01, I.01) - Teache..., Mar 27, 2020 (V01, I.02) - Teache..., and Mar 31, 2020 (V01, I.03) - Teach... The main title is "Teacher Communication & Updates" with a subtitle "School Closures" and "Volume 1, Issue 03: March 31, 2020". A red banner with a white feather pattern contains the word "UPDATES" and the date "3/31/20". Below this, a list of updates includes links for Google Meet upgrades, technology training webinars, peer-to-peer digital mentor volunteer opportunities, and teacher communication tools. The bottom section features a white box with the title "Home Learning Q&A for Teachers" dated "March 25, 2020", and a thumbnail image of a document titled "Home Learning Q & A for Classroom Teachers" with the subtitle "General Expectations for Teachers".

LONG BEACH UNIFIED SCHOOL DISTRICT #proudtobeLBUSD

Mar 25, 2020 (V01, I.01) - Teache... Mar 27, 2020 (V01, I.02) - Teache... Mar 31, 2020 (V01, I.03) - Teach...

Teacher Communication & Updates

School Closures

Volume 1, Issue 03: March 31, 2020

UPDATES

3/31/20

- Google Meet Upgrades and Updates! ([Click Here](#))
- "New /Updated Sessions" Technology Training Webinars Including Khan Elementary, Screencasting, Google Forms, & Google Drive Basics ([Click Here](#))
- Peer-to-Peer Digital Mentor Volunteer/Request Opportunity (see Curr, Inst. & PD section below for additional details)
- LBUSD Teacher Communication to Students & Parents Tools ([Click Here](#)) & see Research section below for additional details)

Home Learning Q&A for Teachers

March 25, 2020

In response to questions from the field, the following Home Learning Q&A for

LONG BEACH UNIFIED SCHOOL DISTRICT

Home Learning Q & A for Classroom Teachers

General Expectations for Teachers